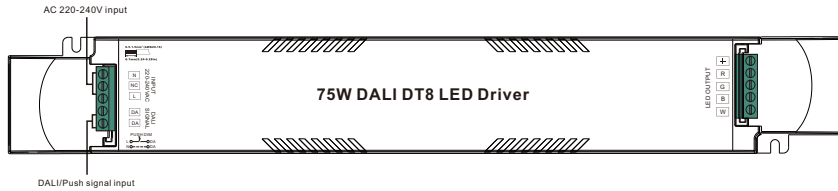


75W DALI DT8 Dimmable LED Driver



Important: Read All Instructions Prior to Installation

Function introduction



Product Data

Output	LED Channel	4 Channel
	DC Voltage	24V DC
	Max. Current	Max. 1.56A
	Voltage Tolerance	±3%
	Rated Power	Max. 75W
Input	Voltage Range	220-240V AC
	Frequency Range	50/60Hz
	Power Factor (Typ.)	> 0.95 @ 230VAC
	Total Harmonic Distortion	THD ≤ 14% (@ full load / 230VAC)
	Efficiency (Typ.)	89% @ 230VAC full load
	AC Current (Typ.)	0.37A @ 230VAC
	Inrush Current (Typ.)	COLD START Max. 35A @ 230VAC
	Leakage Current	< 0.5mA /230VAC
	Standby Power Consumption	< 0.5W
Control	Anti Surge	L-N:2KV
	Dimming Interface	DALI DT8 (DALI consumption<2mA) / Push
	Dimming Range	0.1%-100%
	Dimming Method	Pulse Width Modulation
Protection	Dimming Curve	Linear/Logarithmic optional
	Over Voltage	Yes, recovers automatically after fault condition is removed
	Over Load	Yes, recovers automatically after fault condition is removed
	Short Circuit	Yes, recovers automatically after fault condition is removed
Over temperature	Yes, recovers automatically after temperature drop	

Environment	Working Temp.	-25°C ~ +45°C
	Max. Case Temp.	85°C (Ta= "50°C")
	Working Humidity	10% ~ 95% RH non-condensing
	Storage Temp. & Humidity	-40°C ~ +80°C, 10% ~ 95% RH
Safety & EMC	Safety Standards	IEC/EN61347-1, IEC/EN61347-2-13
	Withstand Voltage	I/P-O/P: 3.75KVAC
	Isolation Resistance	I/P-O/P: 100M Ohms / 500VDC / 25°C / 70% RH
	EMC Emission	En55015, EN61000-3-2 Class C, EN61000-3-3
	EMC Immunity	EN61000-4-2,3,4,5,6,8,11, EN614547
Others	MTBF	191500H, MIL-HDBK-217F @ 230VAC full load and 25°C ambient temperature
	Dimension	306.6*43*30mm (L*W*H)
	Warranty	5 Years

- Dimmable LED driver, max. output power 75W total
- In compliance with IEC 62386-101:2014, IEC 62386-102:2014, IEC 62386-207 Ed2, IEC 62386-209:2011
- Built-in DALI-2 interface, DALI DT8 device
- 4 channels DC 24V constant voltage output
- High power factor and efficiency
- Built-in DALI interface, DALI DT8 device, each device is controlled via a single DALI address
- PWM dimming, smooth and deep dimming to 0.1%
- Compatible with universal DALI masters that support DT8 commands
- Error report function, support DALI DT8 type
- IP20 rating, suitable for indoor LED lighting applications
- 5 years warranty

Safety & Warnings

- DO NOT install with power applied to the device.
- DO NOT expose the device to moisture.

Operation

1. DALI Address

1 DALI address for 4 channels output are assigned by DALI Master controller automatically, please refer to user manuals of compatible DALI Masters for specific operations.

2. PUSH Dimmer Mode

While connected with a AC PUSH, the driver will be in Push Dimmer Mode, operations under Push Dimmer Mode are as follows:

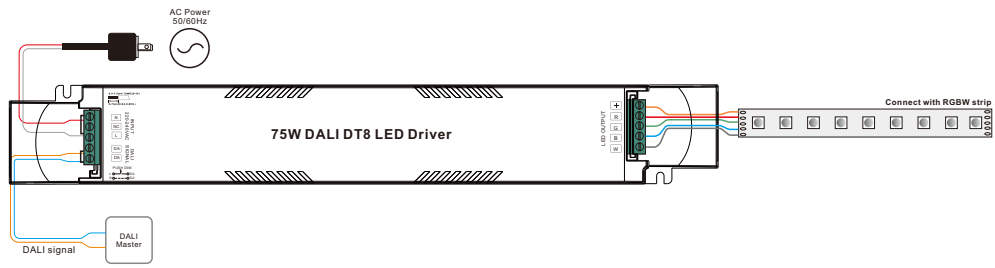
2.1. Click the button to switch ON/OFF

2.2. Press and hold down the button to increase or decrease light intensity to desired level and release it, then repeat the operation to adjust light intensity to opposite direction. The dimming range is from 0.1% to 100%.

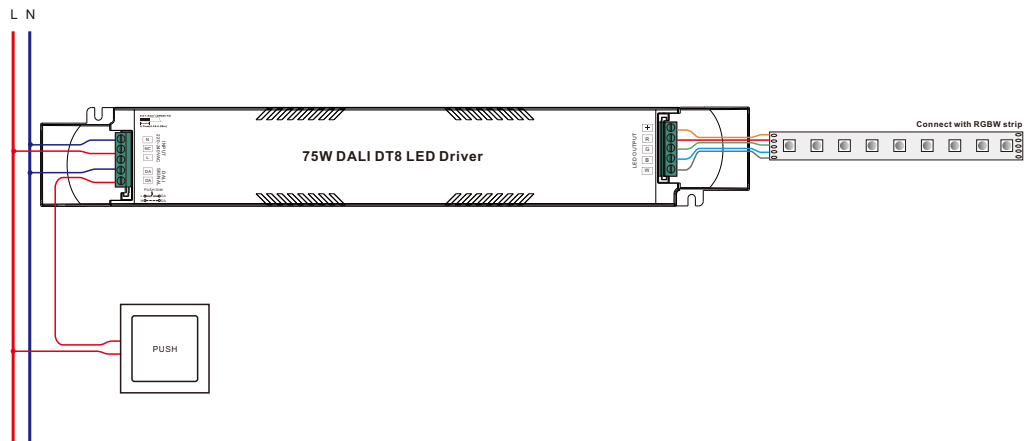
2.3. Memory function after power off or power failure enables the device to memorize the status before power off while power on again.

Wiring diagram

1. With DALI Bus



2. With Push Dim



Product Dimension

